

2024 annual report to the Community

# Paradise Primary School

Paradise Primary School number: 0973

Partnership: Campbell



School principal:

Karyn Alford

 Signature

Date of endorsement:

13/02/2025



Government  
of South Australia  
Department for Education

# Context Statement

Paradise Primary School caters for students from R-6. At the time of this report, the enrolment in 2024 is 162. Paradise Primary School is classified as Category 5 on the Department for Education Index of Educational Disadvantage. At the time of this report, the school population includes 5% Aboriginal students, 9% students with disabilities, 52% students with English as an additional language or dialect (EALD) funded background, 2% children/young people in care. Further information about the school is available on the school's website (including its context statement), as well as the My School website.

Data Source: Department for Education data holdings from Mid census captured in AUGUST 2024.

# Governing Council Report

There is every reason to celebrate the successes of the past 12 months at Paradise Primary School! It is with my delight at the adoption of the 'Room to grow' slogan and I am proud to say that we have seen this develop from just a slogan to an everyday reality! It has been wonderful to see our capacity grow, outcomes achieved & excellent results in many areas across our great school community both inside and outside the classroom.

It has been a real privilege to be the Vice Chairperson of the Governing Council. I commend to you each member of the Governing Council who work tirelessly to contribute to the School Community and who have a passion to actively play their part in creating a culture of inclusion, innovation, respect & safety – and they do it all so well! I am grateful for their support and for the skills, knowledge and experience that they bring to the team. Thank you so much!

We would love to expand our team! I am a big believer that 'many hands make light work' and I know that when we work together we achieve more. We would love to have your voice on the Paradise Primary School Governing Council – so please consider this as a way that you can serve our School Community.

I also want to acknowledge the excellent staff at Paradise Primary School for their exceptional leadership, creativity, compassion & enthusiasm! I am grateful for all you do and for all that you bring to the team. Leadership Guru John Maxwell says 'Everything rises and falls on leadership'.

As we head into a New Year, I am excited to see the great things ahead for Paradise! There has been much to celebrate from the last 12 months and now we look toward the future. I am sure Paradise will take on any opportunities that are presented to them to continue their journey. Paradise Primary School Community continue to thrive in 2025...and beyond!

Regards

Vice Chairperson 2024

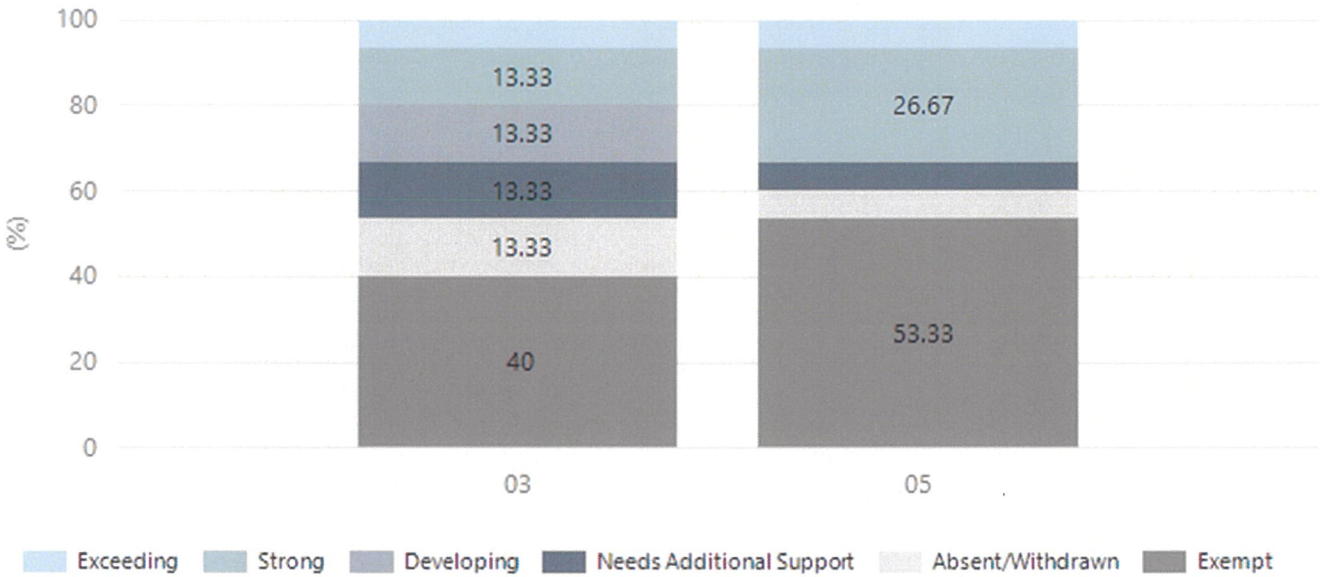
Adele Pettit.

# Performance Summary

## NAPLAN Proficiency

In 2023 the Australian Curriculum, Assessment and Reporting Authority (ACARA) - a Commonwealth Independent statutory authority - announced changes to NAPLAN performance reporting. The new approach replaces the previous numerical NAPLAN bands and the national minimum standard.

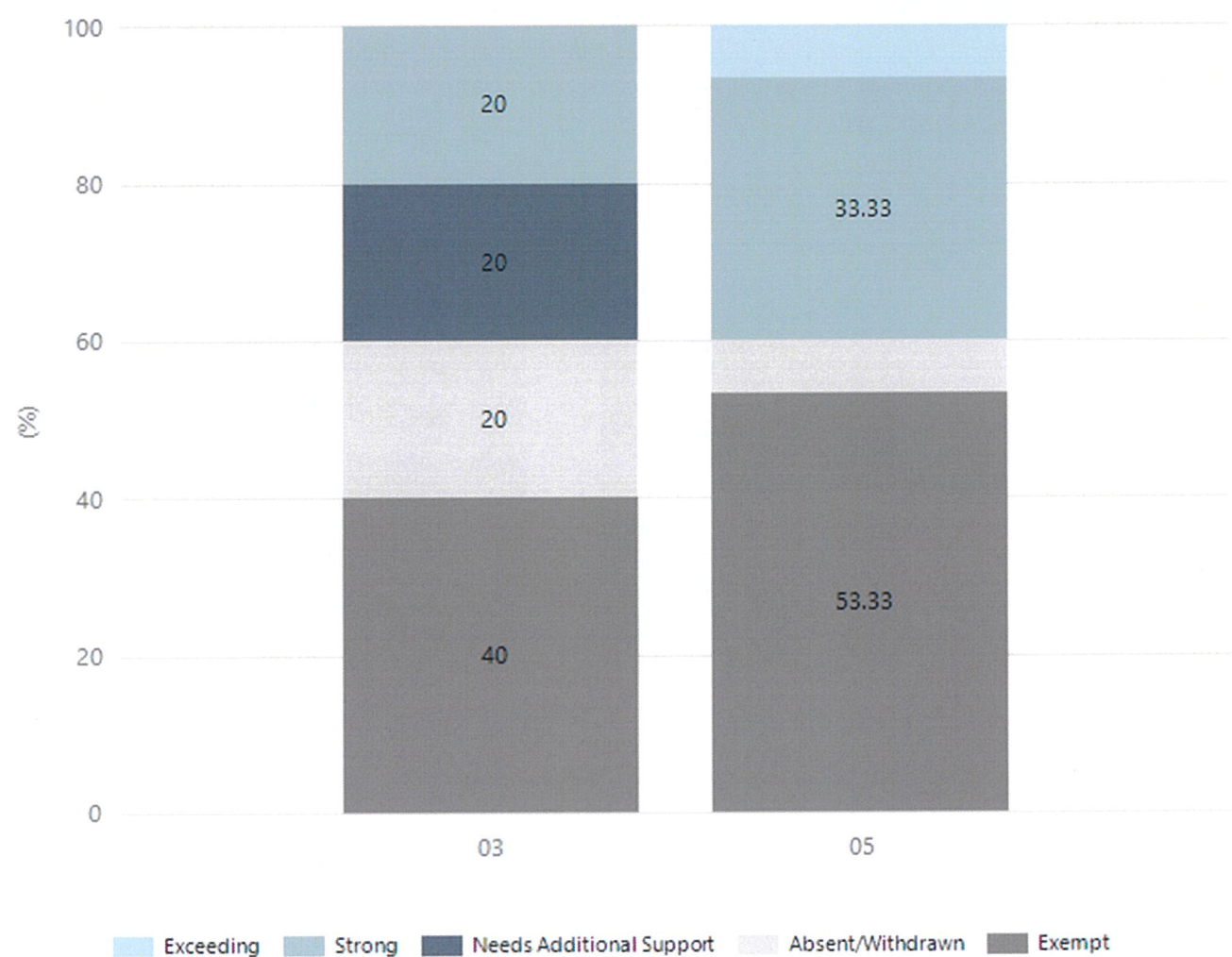
### Numeracy



Year Level	03	05
Exceeding	1	1
Strong	2	4
Developing	2	
Needs Additional Support	2	1
Absent/Withdrawn	2	1
Exempt	6	8
Total	15	15

Data Source: Department for Education Assessment Data Holdings, 2024. If there are less than 6 students who sat NAPLAN in a school, no information will be shown. If a year level has less than 6 students, that year level will not be shown in NAPLAN results.

Reading




Year Level	03	05
Exceeding		1
Strong	3	5
Needs Additional Support	3	
Absent/Withdrawn	3	1
Exempt	6	8
Total	15	15

Data Source: Department for Education Assessment Data Holdings, 2024. If there are less than 6 students who sat NAPLAN in a school, no information will be shown. If a year level has less than 6 students, that year level will not be shown in NAPLAN results.



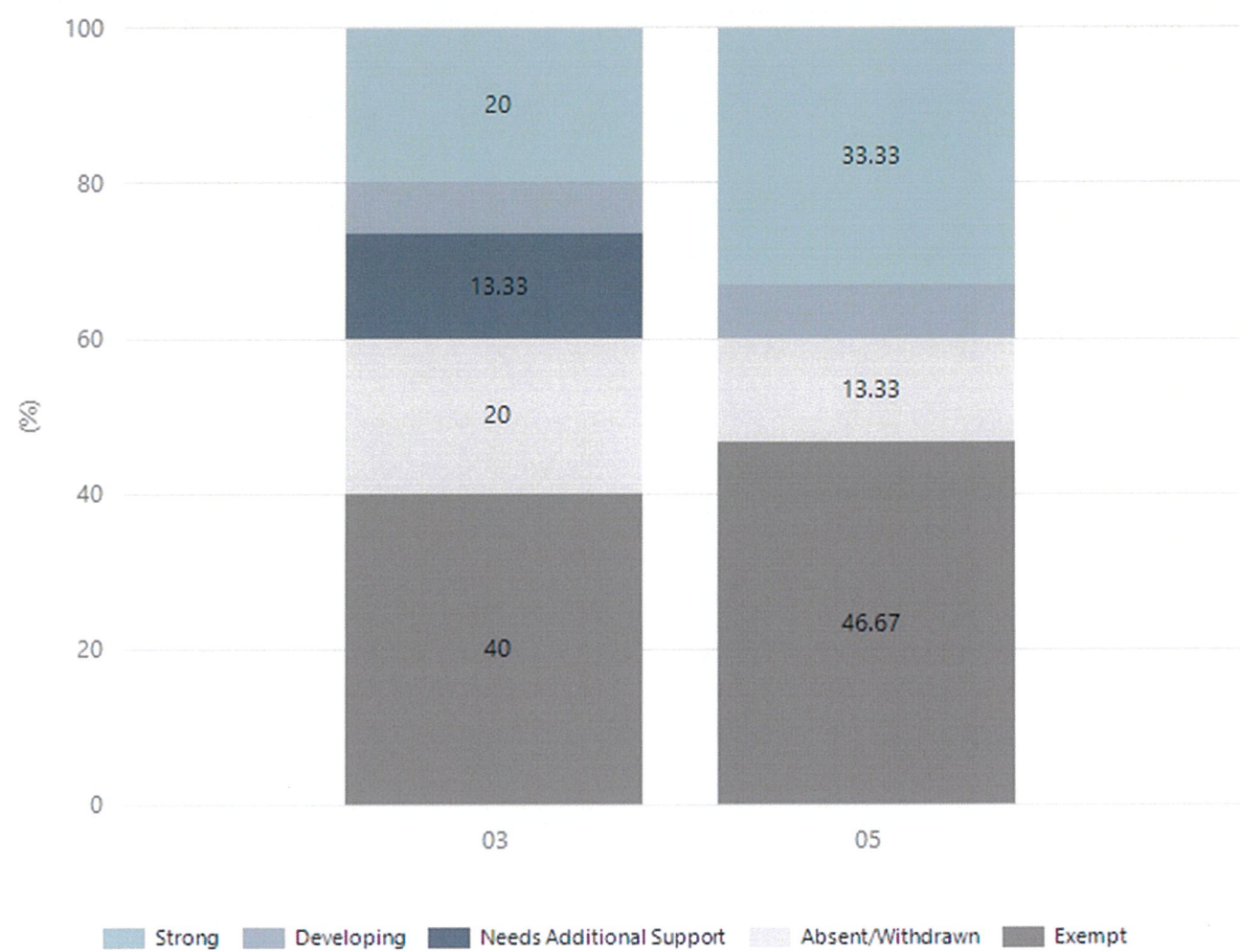
Writing



Year Level	03	05
Strong	5	6
Needs Additional Support	1	
Absent/Withdrawn	3	1
Exempt	6	8
Total	15	15

Data Source: Department for Education Assessment Data Holdings, 2024. If there are less than 6 students who sat NAPLAN in a school, no information will be shown. If a year level has less than 6 students, that year level will not be shown in NAPLAN results.

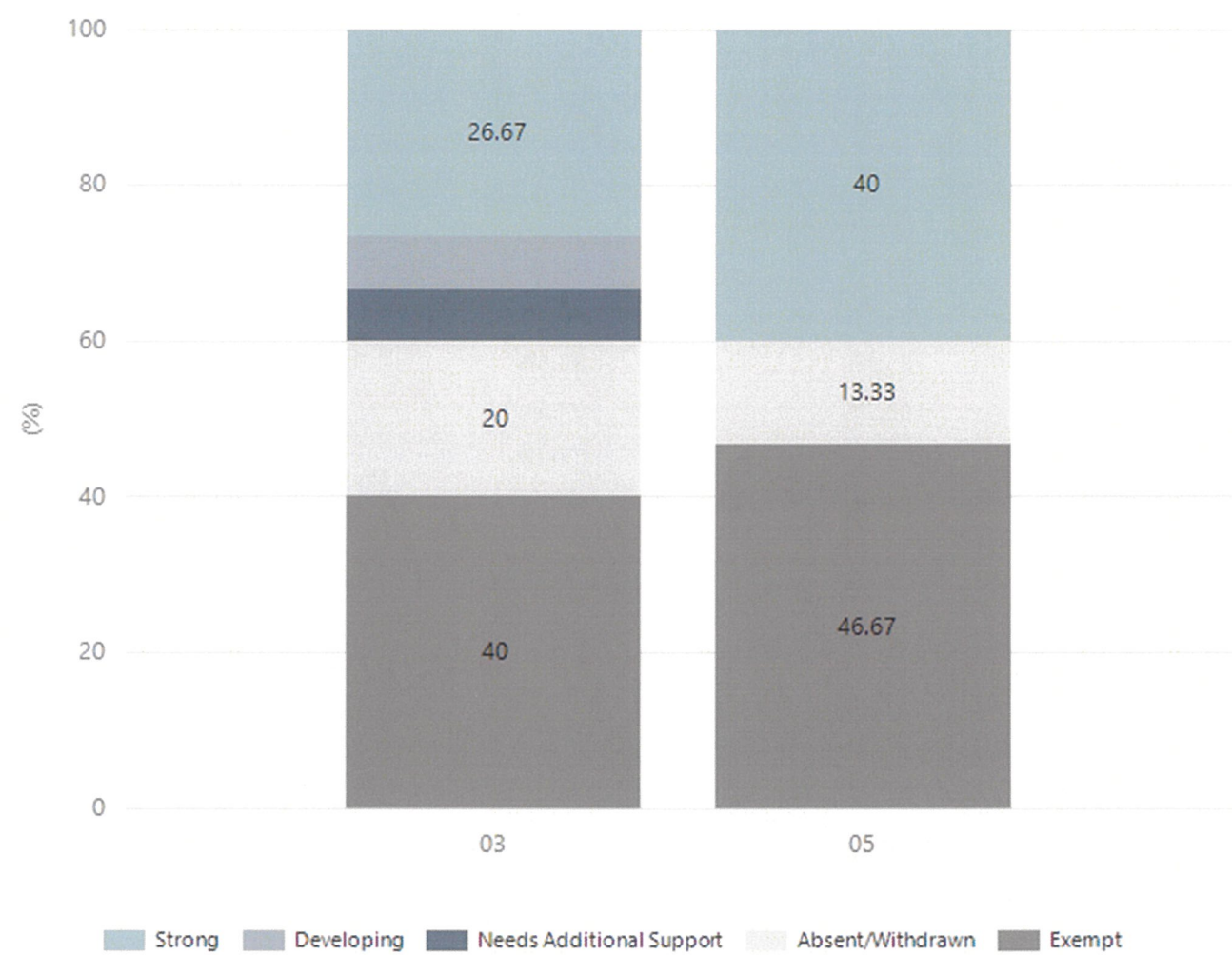
Grammar



Year Level	03	05
Strong	3	5
Developing	1	1
Needs Additional Support	2	
Absent/Withdrawn	3	2
Exempt	6	7
Total	15	15

Data Source: Department for Education Assessment Data Holdings, 2024. If there are less than 6 students who sat NAPLAN in a school, no information will be shown. If a year level has less than 6 students, that year level will not be shown in NAPLAN results.

Spelling



Year Level	03	05
Strong	4	6
Developing	1	
Needs Additional Support	1	
Absent/Withdrawn	3	2
Exempt	6	7
Total	15	15

Data Source: Department for Education Assessment Data Holdings, 2024. If there are less than 6 students who sat NAPLAN in a school, no information will be shown. If a year level has less than 6 students, that year level will not be shown in NAPLAN results.

# School Attendance

Year Level	2022	2023	2024
Reception	73.3%	91.6%	89.2%
Year 01	85.6%	79.7%	94.4%
Year 02	90.3%	88.1%	90.5%
Year 03	87.8%	91.3%	92.2%
Year 04	83.8%	90.3%	94.9%
Year 05	83.1%	88.8%	92.7%
Year 06	86.2%	93.6%	94.2%
Primary Other		100.0%	86.6%
Total	84.1%	89.5%	91.1%

Data Source: Department for Education Attendance Data, Semester 1 Report 2024. A blank cell indicates there we no students enrolled. 'Primary Other' includes students enrolled in specialised education options. 'Secondary Other' includes students who have already spent a year at Year 12 and elected to undertake further study at Year 12.

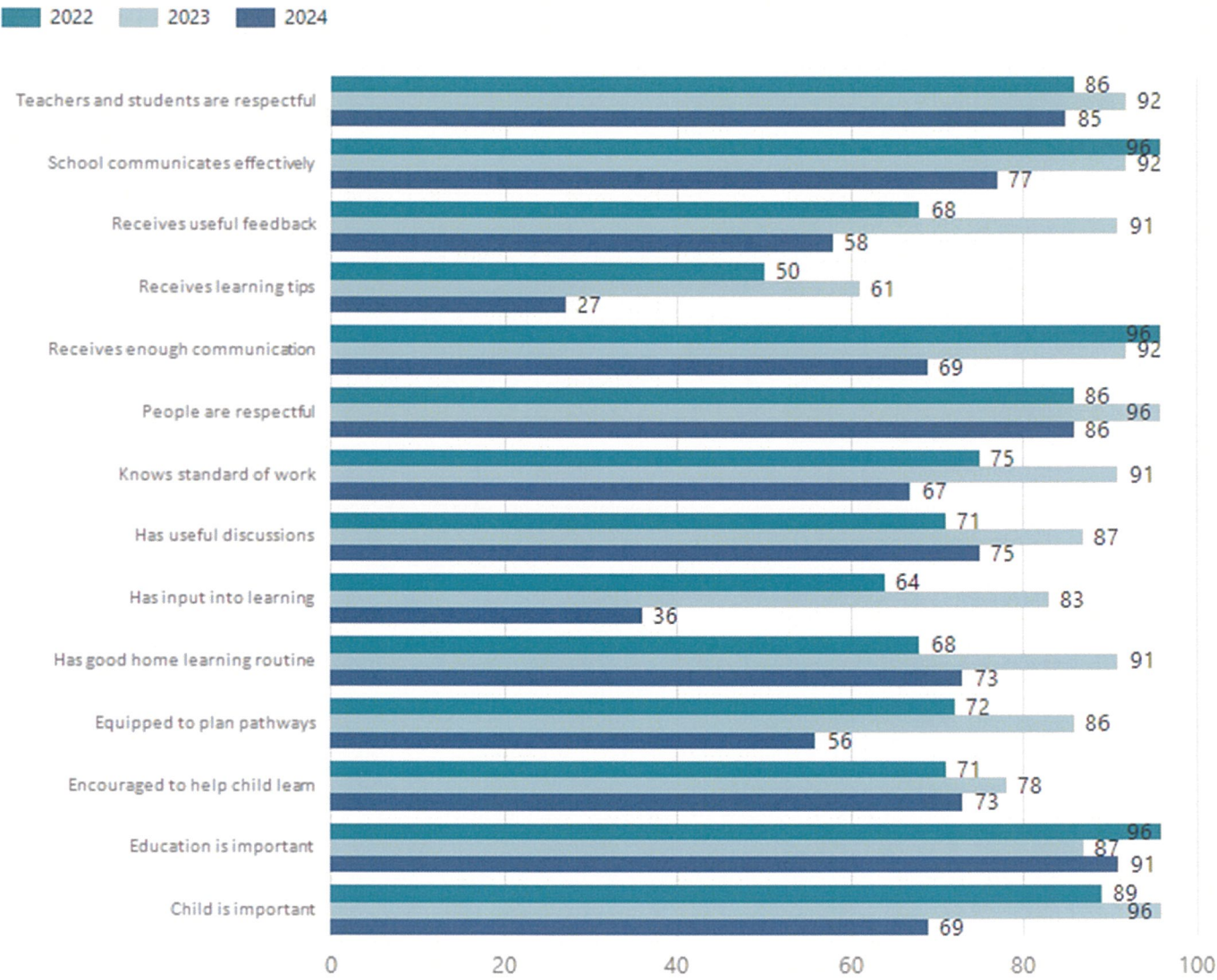
## Attendance Comment

In South Australia, all children and young people must be in school from 6 years to 16 years old. They must attend a government or non-government school full time. From age 16 to 17 however, young people must attend school or an approved learning program (such as an apprenticeship, traineeship, accredited course or university). Schools and parents must encourage and support students to come to school every day. Parents and caregivers must make sure their child is enrolled in a school, and attends school all day and everyday it is open, unless a child is sick or has an approved exemption. Teachers and leaders actively follow up when a student misses school, including recording all absences and non-attendance. All schools in South Australia have local attendance procedures governed under the Education and Children's Services Regulations 2020.



# School Parent Opinion Survey Results

Proportion of agree/strongly agree response(%)



Data Source: 2024 Department for Education Parent Opinions Survey, Term 3 2024.

# Intended Destination

Leave Reason	Number	%
NG - ATTENDING NON-GOV SCHOOL IN SA	3	6.0%
OV - LEFT SA FOR OVERSEAS	42	82.0%
TG - TRANSFERRED TO SA GOVERNMENT SCHOOL	5	10.0%

Data Source: Department for Education Destination Data Report, 2024. Data extract term 3 2024. Data shows recorded destinations for students that left the school in the previous year. Data is uploaded by schools in term 3 and may not reflect final or total figures at time of report creation.

# Highest Qualifications held by the teaching workforce and workforce composition

All teachers at this school are qualified and registered with the SA Teachers Registration Board.

Qualification Level	Number of Qualifications
Bachelor's degrees or Diplomas	12
Postgraduate Qualifications	7

Data Source: Data extracted from Mandatory Workforce Information Collections as on the last pay date of June 2024. As self-reported by staff in the system.

Please note: Data includes staff who are Actively employed and on extended paid leave. Please note only the highest qualification of the Teaching staff is reported. Excludes any number of other certifications earned.

## Workforce composition including indigenous staff

	Non-Teaching Staff		Teaching Staff	
	Indigenous	Non-Indigenous	Indigenous	Non-Indigenous
Full-Time Equivalents	0.0	6.8	0.4	15.3
Persons	0.0	13.0	1.0	18.0

Data Source: Data extracted from Mandatory Workforce Information Collection as on the last pay date of June 2024.

Please note: Data includes staff who are actively employed and on extended paid leave. "Indigenous category" is self-reported by staff in the system.

# Financial Statement

Funding Source	Amount
Grants: State	2,228,550.69
Grants: Commonwealth	2,550.00
Parent Contributions	42,398.43
Fund Raising	15,584.90
Other	637.53

Data Source: School supplied data.

